

ENERGA GROUP IN 2023






One of the leading energy groups and a reliable supplier of electricity and services for 1/4 of Poland, with a 46% share of RES in own production.

Financial data

| Revenues | EBITDA | EBITDA margin |
|--------------|-------------|---------------|
| PLN 26,087 m | PLN 2,885 m | 11.1% |

| RES production | Installed capacity | Installed capacity by source | | | | | | | | | | |
|-------------------------|--------------------|--|--------|------------|------|-----|-------------------------|-----|----|-----|---------|-----|
| 1,572 GWh | 624 MWe | <table border="1"> <caption>Installed capacity by source</caption> <thead> <tr> <th>Source</th> <th>Percentage</th> </tr> </thead> <tbody> <tr> <td>Wind</td> <td>39%</td> </tr> <tr> <td>Run-of-the-river plants</td> <td>33%</td> </tr> <tr> <td>PV</td> <td>15%</td> </tr> <tr> <td>Biomass</td> <td>13%</td> </tr> </tbody> </table> | Source | Percentage | Wind | 39% | Run-of-the-river plants | 33% | PV | 15% | Biomass | 13% |
| Source | Percentage | | | | | | | | | | | |
| Wind | 39% | | | | | | | | | | | |
| Run-of-the-river plants | 33% | | | | | | | | | | | |
| PV | 15% | | | | | | | | | | | |
| Biomass | 13% | | | | | | | | | | | |

Operating data





| Volume of electricity supplied | Gross electricity production | Retail sales of electricity |
|--|---|--|
|  22.4 TWh |  3.4 TWh |  17.1 TWh |

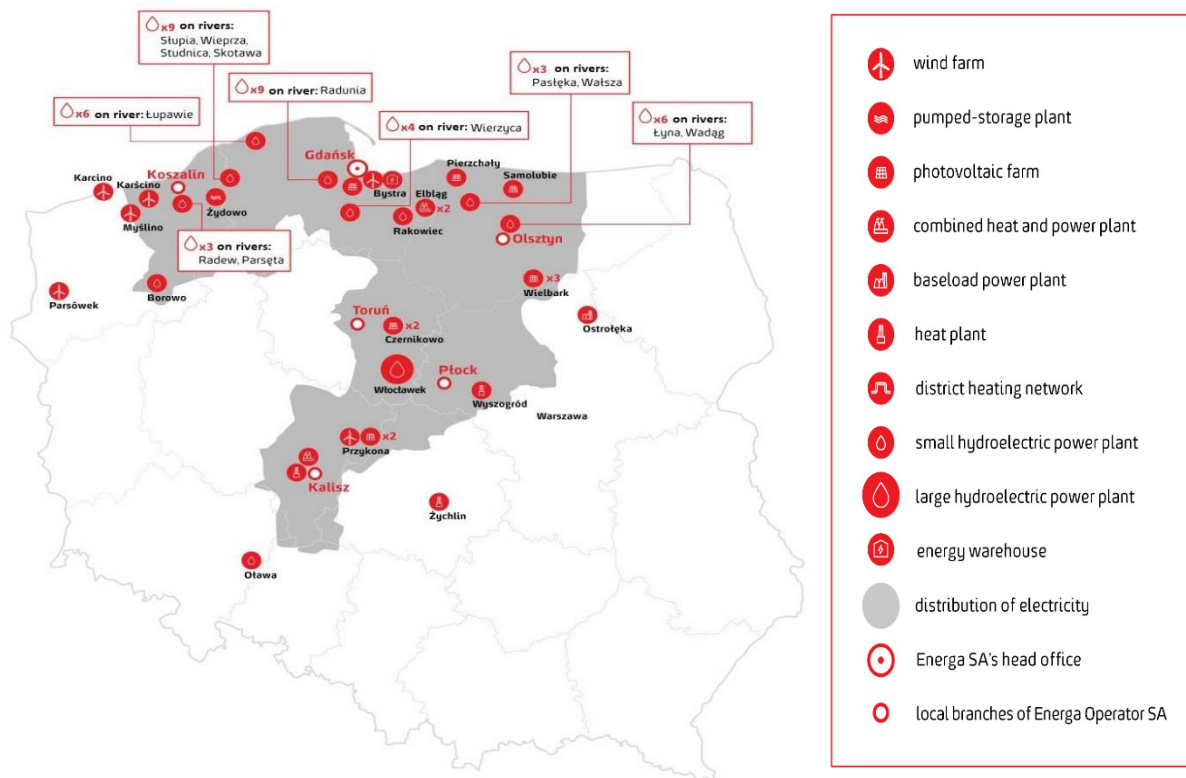
Capitalization and ratings of Energa SA*

| Capitalization | Share price | Fitch rating | Moody's rating |
|------------------|-------------|--------------|----------------|
| PLN 3.90 billion | PLN 9.36 | BBB+ | Baa1 |

* As at 29 December 2023

Key resources

| Distribution grid | Installed capacity | Number of clients | Number of employees |
|--|---|--|---|
| 198.4 k km  | 1.41 GWe of which 44% are RES  | Distribution: 3.3 m Sales: 3.3 m  | 8.7 k  |



| Key Business Lines | | |
|------------------------|---------------------------|---------------------|
| Distribution | Generation | Sales |
| Energa Operator | Energa Wytwarzanie | Energa Obrót |
| EBITDA: PLN 1,956 m | EBITDA: PLN 488 m | EBITDA: PLN 566 m |

| Investments | | | |
|------------------------------------|--------------------------|--------------------------------------|----------|
| PLN 4,334 m | New customer connections | Modernization of HV, MV and LV lines | New RES* |
| Of which Distribution: PLN 2,261 m | 72 k | 3,058 km | 1,387 MW |

* connected to the distribution grid