



**ENERGA GROUP IN 2025**

One of the leading energy groups and a reliable supplier of electricity and services for 1/4 of Poland, with a 46% share of RES in own production.

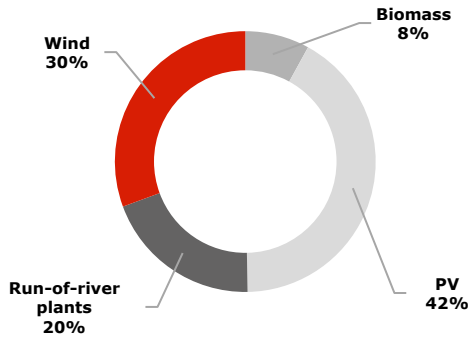
**Financial data**

Revenues	EBITDA	EBITDA margin
PLN 21.741 m	PLN 3,601 m	16.6%

**Renewable energy sources**

RES production	Installed capacity	Installed capacity by source
----------------	--------------------	------------------------------

1,534 GWh      1,034 MWe



**Operating data**





Volume of electricity supplied	Gross electricity production	Retail sales of electricity
--------------------------------	------------------------------	-----------------------------













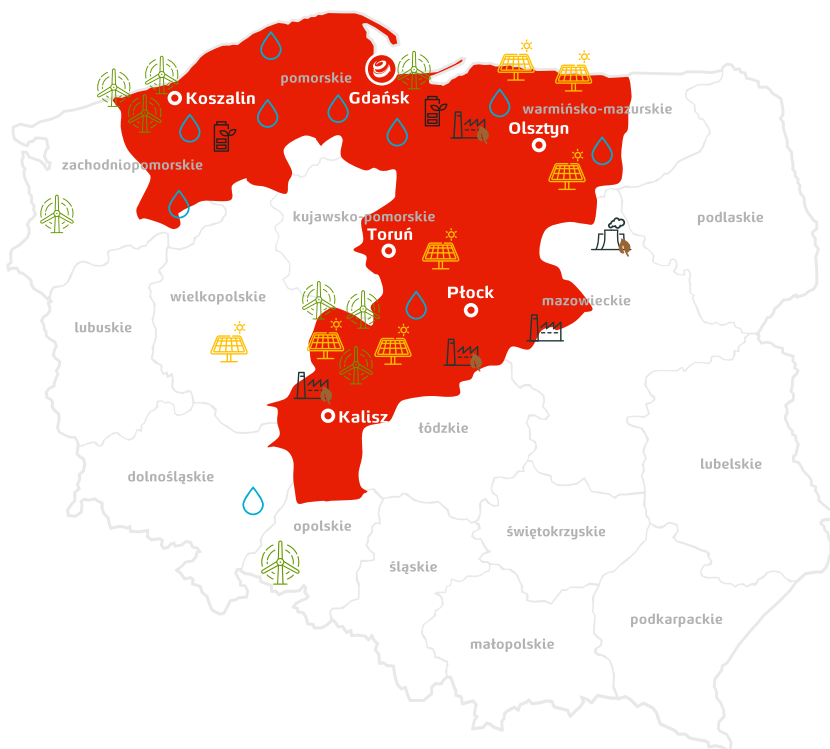
**Capitalization and ratings of Energa SA as at 30 December 2025**

Capitalization	Share price	Rating Fitch	Rating Moody's
PLN 8.7 billion	PLN 20.95	BBB+	Baa1

## Key resources

Distribution grid	Installed capacity	Number of clients	Number of employees
 <b>201.7 k km</b>	 <b>1.84 GWe</b> of which 56% are RES	 Distribution: <b>3.4 m</b> Sales: <b>3.4 m</b>	 <b>8.9 k.</b>





	wind farm
	photovoltaic farm
	hydropower plant
	biomass installation
	energy storage facility
	system power plant
	combined heat and power plant (CHP) / heating plant
	electricity distribution
	Energ SA headquarters
	Energ-Operator SA branches



## EBITDA of key Business Lines

Distribution	New Energy	Conventional Energy	Heating	Energy Retail
PLN 3,348 m	PLN 444 m	PLN 204 ml	PLN 43 m	PLN (474) m

## Investments

Investments	New customer connections	Construction and Modernization of HV, MV and LV lines	New RES
 <b>5,604 m</b> Of which Distribution: 3,215 m	 <b>62 k</b>	 <b>4 594 km</b>	 <b>954 MW</b>